

Daily Discoveries for **April**

Thematic Learning Activities for
EVERY DAY



Written by Elizabeth Cole Midgley

Illustrated by Jennette Guymon-King




Teaching & Learning Company

1204 Buchanan St., P.O. Box 10

Carthage, IL 62321-0010

This book belongs to



Several of the activities in this book involve preparing, tasting and sharing food items. We urge you to be aware of any food allergies or restrictions your students may have and to supervise these activities diligently. All food-related suggestions are identified with this allergy-alert symbol: 

Please note: small food items (candies, raisins, cereal, etc.) can also pose a choking hazard.

Cover art by Jennette Guymon-King

Copyright © 2006, Teaching & Learning Company

ISBN No. 1-57310-469-8

Printing No. 987654321

Teaching & Learning Company
1204 Buchanan St., P.O. Box 10
Carthage, IL 62321-0010

The purchase of this book entitles teachers to make copies for use in their individual classrooms, only. This book, or any part of it, may not be reproduced in any form for any other purposes without prior written permission from the Teaching & Learning Company. It is strictly prohibited to reproduce any part of this book for an entire school or school district, or for commercial resale.

All rights reserved. Printed in the United States of America.

At the time of publication every effort was made to insure the accuracy of the information included in this book. However, we cannot guarantee that agencies and organizations mentioned will continue to operate or maintain these current locations.

Table of Contents

April 1	April Fools' Day	5
April 2	Storytelling Day	13
April 3	Under the Big Top Day	23
April 4	April Showers Day	32
April 5	Good-Bye, Germs Day	39
April 6	Olympic Games Day	44
April 7	World Health Day	52
April 8	Castle Creations Day	56
April 9	Library Day	64
April 10	Humane Day	69
April 11	100 th Day of the Year	74
April 12	Beverly Cleary's Birthday	81
April 13	Thomas Jefferson's Birthday	86
April 14	Dictionary Day	90
April 15	Leonardo da Vinci's Birthday	100
April 16	Charlie Chaplin's Birthday	106
April 17	Technology Day	110
April 18	Paul Revere Day	114
April 19	Bicycle Fun Day	118
April 20	Train Day	123
April 21	Hug a Tree Day	131
April 22	Earth Day	137
April 23	William Shakespeare's Birthday	143
April 24	Newspaper Day	147
April 25	License Plate Day	155
April 26	J.J. Audubon's Birthday	162
April 27	Pajama Party Day	173
April 28	Endangered Animals Day	177
April 29	Giant Fun Day	181
April 30	Louisiana Statehood Day	189
	April Calendar	192

Dear Teacher or Parent,

Due to the stimulus of a high-tech world, parents and teachers are often faced with the challenge of how to capture the attention of a child and create an atmosphere of meaningful learning opportunities. Often we search for new ways to meet this challenge and help young people transfer their knowledge, skills and experiences from one area to another. Subjects taught in isolation can leave a feeling of fragmentation. More and more educators are looking for ways to be able to integrate curriculum so that their students can fully understand how things relate to each other.

The Daily Discoveries series has been developed to that end. The premise behind this series has been, in part, the author's educational philosophy: anything can be taught and absorbed by others in a meaningful way, depending upon its presentation.

In this series, each day has been researched around the history of a specific individual or event and has been developed into a celebration or theme with integrated curriculum areas. In this approach to learning students draw from their own experience and understanding of things, to a level of processing new information and skills.

The Daily Discoveries series is an almanac-of-sorts, 12 books (one for each month) that present a thematically based curriculum for grades K-6. The series contains hundreds and hundreds of resources and ideas that can be a natural springboard to learning. These ideas have been used in the classroom and at home, and are fun as well as educationally sound. The activities have been endorsed by professors, teachers, parents and, best of all, by children.


The Daily Discoveries series can be used in the following ways for school or home:

- to develop new skills and reinforce previous learning
- to create a sense of fun and celebration every day
- as tutoring resources
- as enrichment activities that can be used as time allows
- for family fun activities

Sincerely,



Elizabeth Cole Midgley



April Fools' Day

April 1




April Fools' Day



April Fools' Day




April Fools' Day




Setting the Stage

- Write on the board, "Only two more days of school! . . . April Fools!"
- Before school, write everyone's name backwards (Fred is Derf) and try to call them (and yourself) by backwards names for the rest of the day. You may prefer to let students make up names for themselves today. Let students sign their papers all day with their backwards or made-up names.



- Throughout the day, do silly and unexpected things (wear sunglasses in the classroom, wear your clothes backwards, wear your socks over your shoes, etc.). Your students will never forget it!
- Display student work with a picture of a court jester and the caption: "No FOOLING, this is great work!"
- Construct a semantic web with words your students think of when you say, "April Fools' Day."





April
Fools' Day



April
Fools' Day




April
Fools' Day




Historical Background

The first day of April is traditionally April Fools' Day. The celebration originated in France. On their new year's celebration, the first day of spring, the French exchange gifts and treats. When the calendar was changed in the 16th century, these practices were stopped except for those far out in the country who hadn't heard about the change. When some people continued to give gifts though the official celebration had ended, they were made fun of, called "fools" and became the object of practical jokes. As time went on and everyone finally heard about the change, people continued with the practical jokes just for fun!




Literary Exploration

- Amelia Bedelia* (series) by Peggy Parish
- April Fools* by Fernando Krahn
- Diane Goode's Book of Silly Stories and Songs* by Diane Goode
- The Great School Lunch Rebellion* by David Greenberg
- It's April Fools Day!* by Steven Kroll
- Look Out, It's April Fool's Day* by Frank Modell
- The Laugh Book* by JoAnna Cole and Stephanie Calmenson
- Pictures to Stretch the Imagination* by Mitsumasa Anno
- The Random House Book of Humor for Children* by Pamela Pollack
- The Silliest Joke Book Ever* by Victoria Hartman




Language Experience

- Explain how homonyms such as *know* and *no* or other figures of speech can “fool” us. Read aloud *The King Who Rained* or *A Chocolate Moose for Dinner* by Fred Gwynne. Challenge students to come up with other expressions that “fool” us.
- Let students suggest words that have the “oo” sound as in *fools*.



Writing Experience

- Encourage students to write about the funniest experience they ever had or the funniest April Fools joke they’ve heard of. See reproducible on page 11.



Math Experience

- Have some mixed-up math! Give students math problems with the answers (some right and some wrong). Students spot check and correct the ones that are wrong.

$$2 + 2 = 7$$



April Fools' Day



April Fools' Day



April Fools' Day




April
Fools' Day



April
Fools' Day




April
Fools' Day




Science/Health Experience

- Some studies show that laughter improves a person's emotional health. Discuss how this might work.



Music/Dramatic Experience

- Let each student perform a comedy routine or tell a joke or riddle for the rest of the class.



Physical/Sensory Experience

- Play the Human Laugh game. Students lie on the floor with each person's head on another's stomach, linked together. The first person laughs hard and creates a "chain" of giggles that ripples down the line.

