

Daily Discoveries for **June**

Thematic Learning Activities for
EVERY DAY



Written by Elizabeth Cole Midgley

Illustrated by Jennette Guymon-King




Teaching & Learning Company

1204 Buchanan St., P.O. Box 10

Carthage, IL 62321-0010

This book belongs to



Several of the activities in this book involve preparing, tasting and sharing food items. We urge you to be aware of any food allergies or restrictions your students may have and to supervise these activities diligently. All food-related suggestions are identified with this allergy-alert symbol: 

Please note: small food items (candies, raisins, cereal, etc.) can also pose a choking hazard.

Cover art by Jennette Guymon-King

Copyright © 2006, Teaching & Learning Company

ISBN 13: 978-1-57310-484-5

ISBN 10: 1-57310-484-1

Printing No. 987654321

Teaching & Learning Company
1204 Buchanan St., P.O. Box 10
Carthage, IL 62321-0010

The purchase of this book entitles teachers to make copies for use in their individual classrooms, only. This book, or any part of it, may not be reproduced in any form for any other purposes without prior written permission from the Teaching & Learning Company. It is strictly prohibited to reproduce any part of this book for an entire school or school district, or for commercial resale.

All rights reserved. Printed in the United States of America.

At the time of publication every effort was made to insure the accuracy of the information included in this book. However, we cannot guarantee that agencies and organizations mentioned will continue to operate or maintain these current locations.

Table of Contents

June 1	Kentucky and Tennessee Statehood Day	5
June 2	Teacher Appreciation Day	9
June 3	Soccer Day	14
June 4	Good-Bye School Day	20
June 5	Socrates' Birthday	31
June 6	World War II Day	36
June 7	Merry Olde England Day	41
June 8	Ice Cream Day	47
June 9	Baseball Day	58
June 10	Making Sense Day	65
June 11	Jacques Cousteau's Birthday	70
June 12	Movin' On Day	86
June 13	Down Under Day	93
June 14	Flag Day	100
June 15	Electricity Day	106
June 16	Basketball Bonanza Day	111
June 17	World Juggling Day	114
June 18	Mystery Madness Day	117
June 19	Father's Day	124
June 20	West Virginia Statehood Day	131
June 21	First Day of Summer	134
June 22	Spectacles Day	141
June 23	Rainbow Appreciation Day	149
June 24	Theme Park Day	155
June 25	Eric Carle's Birthday	159
June 26	Pied Piper Day	169
June 27	Helen Keller's Birthday	172
June 28	At the Beach Day	177
June 29	Sports Spectacular Day	182
June 30	Half-Year Birthday	187
June	Calendar	192

Dear Teacher or Parent,

Due to the stimulus of a high-tech world, parents and teachers are often faced with the challenge of how to capture the attention of a child and create an atmosphere of meaningful learning opportunities. Often we search for new ways to meet this challenge and help young people transfer their knowledge, skills and experiences from one area to another. Subjects taught in isolation can leave a feeling of fragmentation. More and more educators are looking for ways to be able to integrate curriculum so that their students can fully understand how things relate to each other.

The Daily Discoveries series has been developed to that end. The premise behind this series has been, in part, the author's educational philosophy: anything can be taught and absorbed by others in a meaningful way, depending upon its presentation.

In this series, each day has been researched around the history of a specific individual or event and has been developed into a celebration or theme with integrated curriculum areas. In this approach to learning students draw from their own experience and understanding of things, to a level of processing new information and skills.

The Daily Discoveries series is an almanac-of-sorts, 12 books (one for each month) that present a thematically based curriculum for grades K-6. The series contains hundreds and hundreds of resources and ideas that can be a natural springboard to learning. These ideas have been used in the classroom and at home, and are fun as well as educationally sound. The activities have been endorsed by professors, teachers, parents and, best of all, by children.


The Daily Discoveries series can be used in the following ways for school or home:

- to develop new skills and reinforce previous learning
- to create a sense of fun and celebration every day
- as tutoring resources
- as enrichment activities that can be used as time allows
- for family fun activities

Sincerely,



Elizabeth Cole Midgley



Kentucky and Tennessee Statehood Day

June 1




Kentucky and Tennessee



Kentucky and Tennessee



Kentucky and Tennessee




Setting the Stage

- Ask a travel agency for posters, brochures and travel information about Kentucky and Tennessee to display with related literature.
- Construct a semantic web with words your students think of when you say the words *Kentucky* and *Tennessee*.
- Cut out shapes of Kentucky and Tennessee and mount them on a wall. Let students cut pictures from magazines to illustrate features of each state and glue them on the shapes. (Examples: Kentucky—horses, KFC™, blue-grass; Tennessee—country music, Elvis)



Historical Background

Kentucky and Tennessee gained statehood as the 15th and 16th states on this day. Kentucky became a state in 1792 and four years later, Tennessee became a state in 1796. At that time, both states were considered frontier areas. Daniel Boone led settlers into Kentucky in 1750. Andrew Jackson was part of the first group to go to the settlement of Nashville, Tennessee, in 1788. The settling of these two states was the beginning of westward expansion, though they are no longer considered the west.






Kentucky
and
Tennessee



Kentucky
and
Tennessee



Kentucky
and
Tennessee



Literary Exploration

America the Beautiful, Kentucky by Sylvia McNair

A Historical Album of Kentucky by Adam Smith

Kentucky by Allan Carpenter

Kentucky by Dennis B. Fradin

Kentucky by Kathleen Thompson

Kentucky in Words and Pictures by Dennis B. Fradin


The Southeast: Georgia, Kentucky, Tennessee by Thomas G. Aylesworth

Tennessee by Allan Carpenter

Tennessee by Kathleen Thompson


Tennessee in Words and Pictures by Dennis B. Fradin

Tennessee Trailblazers by Pat McKissack



Language Experience


- Create a Venn diagram depicting the similarities and differences between the states of Kentucky and Tennessee.
- Point out to students the double letters in *Tennessee*. How many other state names can they think of that have double letters in them? (Example: Minnesota) Do any other state names have three sets of double letters? (Mississippi)
- Have students research to discover where Kentucky and Tennessee got their names. They can report their findings to the rest of the class.



Writing Experience


- Chirculissa, near Memphis, Tennessee, is a reconstructed Choctaw Indian Village dating from the 1500s. Challenge students to imagine how these early people lived. Have them write diary entries from the viewpoint of Choctaw girls and boys in that long ago village.





Writing Experience continued

- Let students imagine they are famous country singers from Nashville, Tennessee, doing concerts around the country. Have them write about their imaginary adventures.
- Have students create travel brochures about Kentucky or Tennessee, describing them so that other people will want to go visit there. See page 8 for art ideas.
- Students can write acrostic poems about Kentucky and Tennessee. Have them print the name of one of the states down the left side of a sheet of paper. Then they can come up with descriptive words or things or people from the state that begin with those letters. (Examples: K— E— N— T—Thoroughbred horses, U— C—Churchill Downs racetrack, K—KFC™, Y)



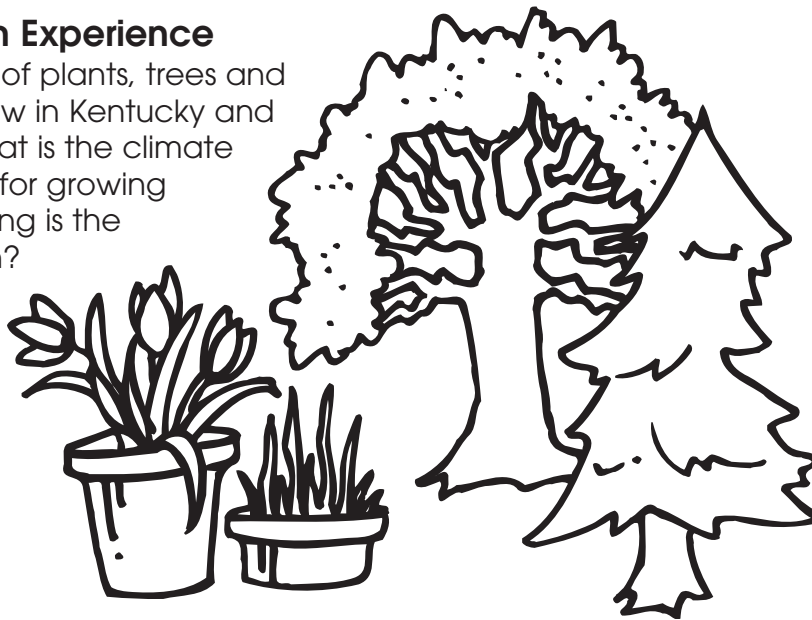
Math Experience

- Have students research Kentucky and Tennessee facts, then use the information to create math problems for the class to solve. They can make problems comparing the two states' populations or sizes as well as their average summer or winter temperatures. Then let them present their problems to the class to solve.



Science/Health Experience

- Study the kinds of plants, trees and flowers that grow in Kentucky and Tennessee. What is the climate like? Is it good for growing plants? How long is the growing season?



Social Studies Experience

- Study the states of Kentucky and Tennessee and find out what makes each one a unique state.
- Ask students which states border Kentucky and Tennessee on the north, south, east and west. Look on a map to check their answers.



Kentucky and Tennessee



Kentucky and Tennessee



Kentucky and Tennessee




Kentucky and Tennessee



Kentucky and Tennessee



Kentucky and Tennessee




Music/Dramatic Experience

- Listen to some country music. Let students who are fans of country music bring their favorite cassettes or CDs to play for everyone.





- Students can try making "hillbilly" music by blowing tunes on ceramic jugs, clacking spoons together and slapping their legs.



Physical/Sensory Experience


- Invite a dance instructor to teach your class basic folk dancing.



Arts/Crafts Experience

- Students can draw illustrations to go with their Kentucky or Tennessee travel brochures, showing the natural beauty of the state and some of its famous features or landmarks.

- Horses are a major attraction in both Kentucky and Tennessee. Have students try drawing horses of various kinds.



Extension Activities

- Stage a "Grand Old Opry" like the one in Nashville, Tennessee. Students can dress up in "country" outfits and lip sync favorite country songs and perform country dances.