

Successful Strategies for Teaching World Geography

Connecting the Physical and Cultural World to Classroom Learning



Teaching & Learning Company

a Lorenz company

P.O. Box 802 • Dayton, OH 45401-0802

www.LorenzEducationalPress.com

This book belongs to

Cover design by Sara King.

Copyright © 2008, Teaching & Learning Company

ISBN 13: 978-1-4291-1344-1

Printing No. 987654321

Teaching & Learning Company
a Lorenz company
P.O. Box 802
Dayton, OH 45401-0802
www.LorenzEducationalPress.com

At the time of publication, every effort was made to insure the accuracy of the information included in this book. However, we cannot guarantee that the agencies and organizations mentioned will continue to operate or to maintain these current locations.

The purchase of this book entitles teachers to make copies for use in their individual classrooms only. This book, or any part of it, may not be reproduced in any form for any other purposes without prior written permission from the Teaching & Learning Company. It is strictly prohibited to reproduce any part of this book for an entire school or school district, or for commercial resale. The above permission is exclusive of the cover art, which may not be reproduced.

All rights reserved. Printed in the United States of America.

Table of Contents

Chapter 1

Getting Started

Helpful ways to organize beginning-of-the-year procedures and other classroom management strategies

Quick Guide. 5

Specific Pull-Out Pages for Copying

Introduction Letter 8

Tardy/Discipline Chart 9

Student Evaluation Sheet 10

Why Teach Current Events? 11

Homework Pass 12

Achievement Certificates. 13

Fillers and Bell Ringers 16

Chapter 2

Geography Teaching Ideas

This chapter is full of engaging projects, teaching strategies and activities to engage all learners.

Quick Guide. 17

Specific Pull-Out Pages for Copying

Cultural Suitcase 24

Create a Timeline 25

A-Z Notes 27

Drawing Vocabulary 29

Summary Paragraphs 30

Leaderless Debate 35

Tic-Tac-Toe 36

Today in History 38

Where in the World? 40

DEAR Journals 42

Historical Fiction Book Project 43

Folk Stories 45

Current Event/Magazine

Article Report Form. 46

Cultural Coins 47

Flip Book 48

Butcher Paper People 49

News Anchor Presentations 50

Board Games 51

Geography Bingo 52

Line of Contention 53

Learning Culture Through Food 54

Chapter 3

Projects and Activities for Specific Topics

Quick Guide. 55

Specific Pull-Out Pages for Copying

7 Continents + 5 Themes
of Geography 60

World Wonders Theme Park Map. 61

European Biography Project 63

Salt and Flour Map 64

Family Tree Project 71

Latin American Food Project. 72

European Travels 73

Story Time 75

Egyptian Hieroglyphics 77

Islamic Tiles. 78

Chapter 4

Wrapping It Up!

*Other creative activities and projects
to incorporate into your lessons*

Quick Guide. 79

Name: _____ Period: _____ Date: _____


Cultural Suitcase

Culture: *The way of life of a group of people who share similar beliefs and customs, including language, religion, art, institutions, clothing, food, music, holidays.*

When we travel, we carry suitcases filled with souvenirs, postcards and other items that represent culture from our travels. We use our suitcases as a device to carry parts of a culture from one region to another.

Use the space below to decorate your suitcase by showing as many different aspects of a culture as you can. Think of all the parts of culture, including art, schools, food, clothing, music, sports, holidays and more. Use as many pictures as possible.

Cultural Suitcase for _____



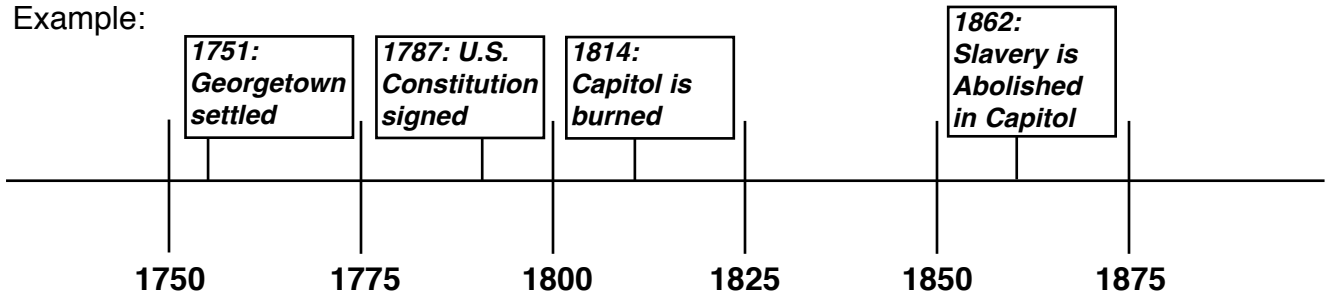
Cultural Suitcase

Name: _____ Period: _____ Date: _____

Create a Timeline

Timelines can help organize information and clarify historical events. Create a timeline in the space below.

Example:



Your Timeline:

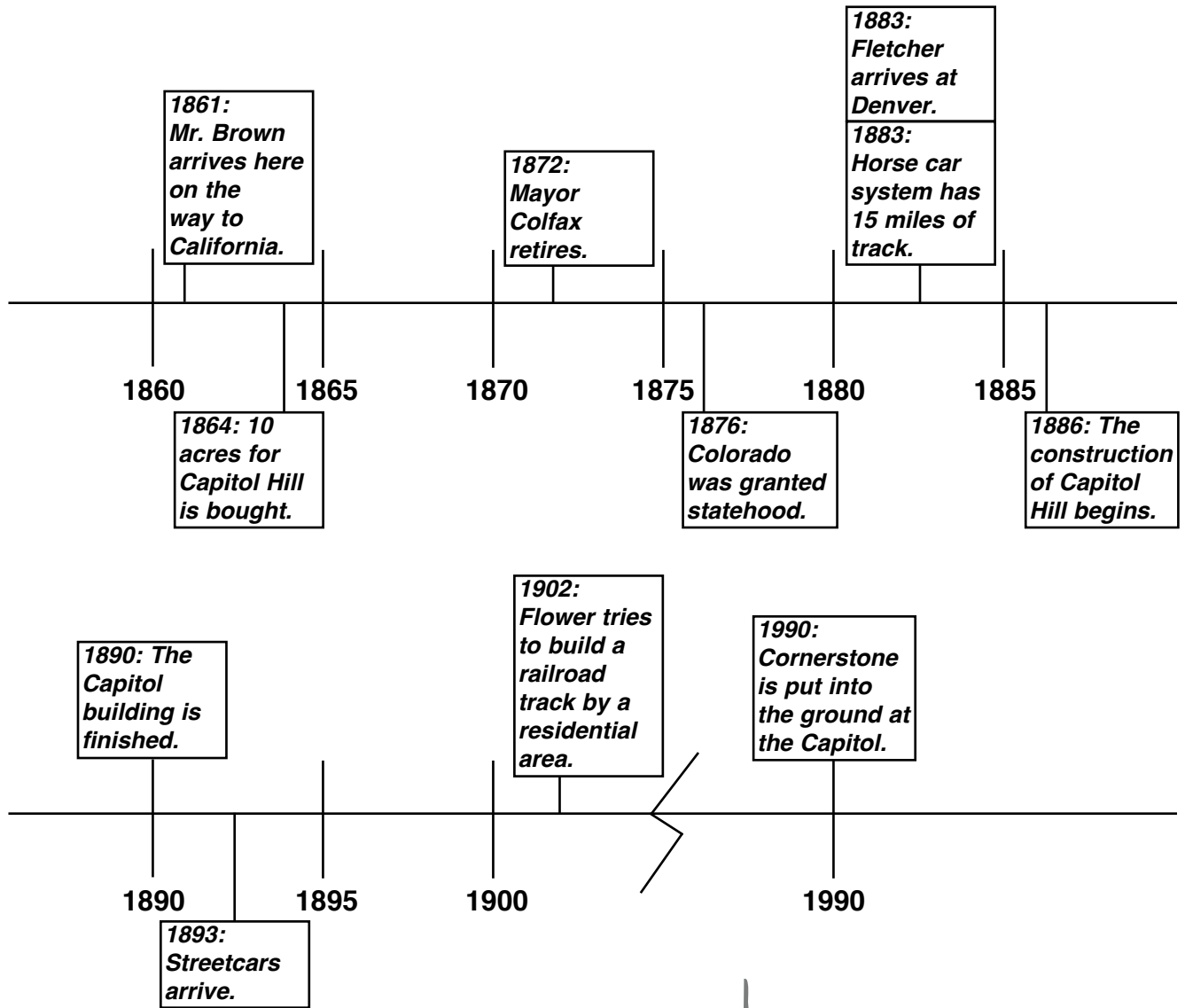
Two identical blank timeline grids are provided for student use. Each grid consists of a horizontal line with six vertical tick marks, corresponding to the years 1750, 1775, 1800, 1825, 1850, and 1875.

Timelines



Denver History Timeline

Timelines



Name: _____ Period: _____ Date: _____

A-Z Notes

A

B

C

D

E

F

G

H

I

J

K

L

Geography A-Z

