

A Guide for Using

# *The Yearling*

in the Classroom

*Based on the book written by Marjorie Kinnan Rawlings*

*This guide written by Shirley E. Myers*



*Teacher Created Materials, Inc.*

6421 Industry Way  
Westminster, CA 92683  
www.teachercreated.com

©2001 *Teacher Created Materials*  
Made in U.S.A.

**ISBN 1-57690-636-1**

*Edited by*

*Eric Migliaccio*

*Illustrated by*

*Sue Fullam*

*Cover Art by*

*Sue Fullam*

The classroom teacher may reproduce copies of materials in this book for classroom use only. The reproduction of any part for an entire school or school system is strictly prohibited. No part of this publication may be transmitted, stored, or recorded in any form without written permission from the publisher.

# Table of Contents

<b>Introduction</b> . . . . .	3
<b>Sample Lesson Plans</b> . . . . .	4
<b>Before the Book</b> . . . . .	5
<b>About the Author</b> . . . . .	6
<b>Book Summary</b> . . . . .	7
<b>Vocabulary Lists</b> . . . . .	8
<b>Vocabulary Activity Ideas</b> . . . . .	9
<b>Taking the Challenge: A Letter to the Reader</b> . . . . .	10
<b>Making an Active Reading Booklet</b> . . . . .	11
<b>Teacher Resource Page</b> . . . . .	12
<b>Section 1</b> ( <i>chapters 1–10</i> ) . . . . .	13
• Quiz Time	
• Hands-On Project— <i>Florida Map</i>	
• Cooperative Learning— <i>Using Dialect and Standard English</i>	
• Curriculum Connections— <i>Geography: Finding Florida Facts</i>	
• Into Your Life— <i>Food on Baxter Island</i>	
<b>Section 2</b> ( <i>chapters 11–18</i> ) . . . . .	18
• Quiz Time	
• Hands-On Project— <i>Conducting an Interview</i>	
• Cooperative Learning— <i>Sharing the Responsibility</i>	
• Curriculum Connections— <i>Language Arts: Literary Elements</i>	
• Into Your Life— <i>The Animal I Love</i>	
<b>Section 3</b> ( <i>chapters 19–25</i> ) . . . . .	23
• Quiz Time	
• Hands-On Project— <i>Making a Class Newspaper</i>	
• Cooperative Learning— <i>Pets</i>	
• Curriculum Connection— <i>Language Arts: Using Figurative Language</i>	
• Into Your Life— <i>Using Your Senses</i>	
<b>Section 4</b> ( <i>chapters 26–33</i> ) . . . . .	28
• Quiz Time	
• Hands-On Project— <i>Can You Picture This?</i>	
• Cooperative Learning— <i>Debating the Dilemmas</i>	
• Curriculum Connection— <i>Drama: Actors' Theater Scenes</i>	
• Into Your Life— <i>Survival in the Wilds</i>	
<b>After the Book</b> ( <i>Post-reading Activities</i> ) . . . . .	33
• Any Questions?	
• Writing a Letter to Marjorie Kinnan Rawlings	
• Cast of Characters	
• Comparing and Contrasting	
• Cross Creek Crossword	
• Extended Learning Research Project	
• Final Project Options	
<b>Culminating Activities</b> . . . . .	40
• Writing a Sequel	
• Viewing <i>The Yearling</i>	
• Pulitzer Prize	
<b>Unit Test Options</b> . . . . .	43
• Unit Test	
• Who Said It?	
<b>Bibliography of Related Readings</b> . . . . .	46
<b>Answer Key</b> . . . . .	47


# Introduction

A good book is like a good friend. It becomes a part of our lives and inspires us to persevere through times of struggles and great difficulties. Within its pages, we find characters and life lessons that encourage us to achieve our highest goals and dreams.

In *Literature Units*, great care has been taken to select quality books that are sure to become good friends!

This unit features the following ideas which can be adapted to meet the needs of teachers and students:

- Sample Lesson Plans
- Pre-reading Activities
- Biographical Sketch and Picture of the Author
- Book Summary
- Vocabulary Lists and Suggested Vocabulary Activities
- Chapters grouped for study, with each section including:
  - quizzes
  - hands-on projects
  - cooperative learning activities
  - cross-curricular connections
  - extensions into the reader’s own life
- Post-reading Activities
- Book Report Ideas
- Research Activities
- Culminating Activities
- Three Different Options for Unit Tests
- Bibliography
- Answer Key



We are confident this unit will be a valuable addition to your planning, and we hope that as you use our ideas, your students will experience the joy of reading good books.

# Food on Baxter Island

The Baxters obtained their food supply by farming, hunting, and fishing. They couldn't go to the supermarket and purchase food for the next week or two. Each day presented a new struggle to put food on the table. Just like today, though, nutrition was important.

**To Do:** Using the food pyramid to the left, devise a full day's menu for the Baxters. Use only foods that are mentioned in *The Yearling*. Make sure that Jody, Penny, and Ma Baxter get all the nutrients they need to do the hard work their living situation requires.



### Breakfast

---

---



---

---



---

---

### Lunch

---

---



---

---



---

---

### Dinner

---

---



---

---



---

---

What do you notice about the foods that the Baxters eat? Does their diet contain too many foods from any one food group? Does it contain too few from any other? Explain.

---

---



---

---

Now, make a similar menu for yourself. On a separate piece of paper or in a journal, record the meals you ate during a recent day and compare them with those eaten by the Baxters.

Does your diet contain too many foods from any one food group? Does it contain too few from any other? Explain. Who has a healthier diet, you or Jody?

---

---








---

---

# Using Your Senses

Marjorie Kinnan Rawlings’ writing affects all of the reader’s senses. Through Mrs. Rawlings’ use of words, the reader is allowed to “see, smell, hear, taste, and feel” Jody’s world on Baxter’s Island and Volusia. This ability to create sensory impressions is one of the reasons *The Yearling* has become a classic piece of literature that is still being read today.

<b>Example</b>	
<u>What did he see?</u> bear cubs playing	<u>What do you see?</u> people walking their dogs

	Jody’s World	Your World
		
		
		
		
		

Depending on where you live (country, city, etc.), you may or may not share some of Jody’s sensory impressions. Where Jody might be smelling the animal scent of his fawn, you may be smelling the diesel of a passing truck.

In My World	Similarities	In Jody’s World
-------------	--------------	-----------------